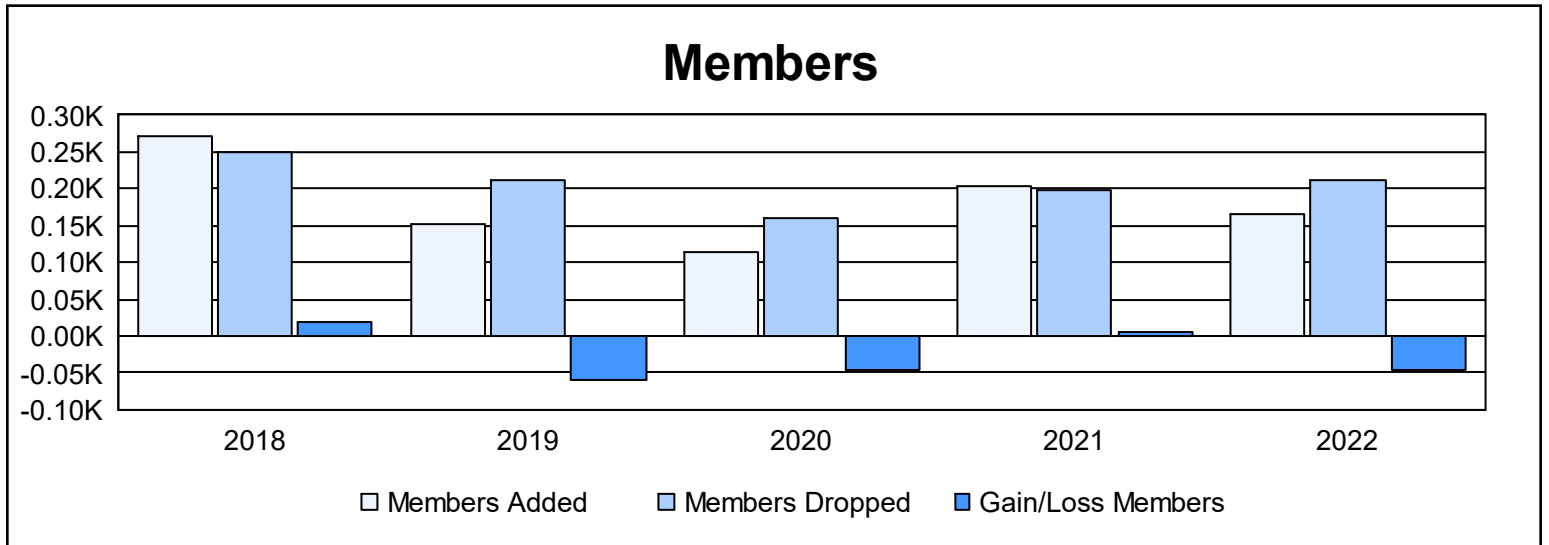
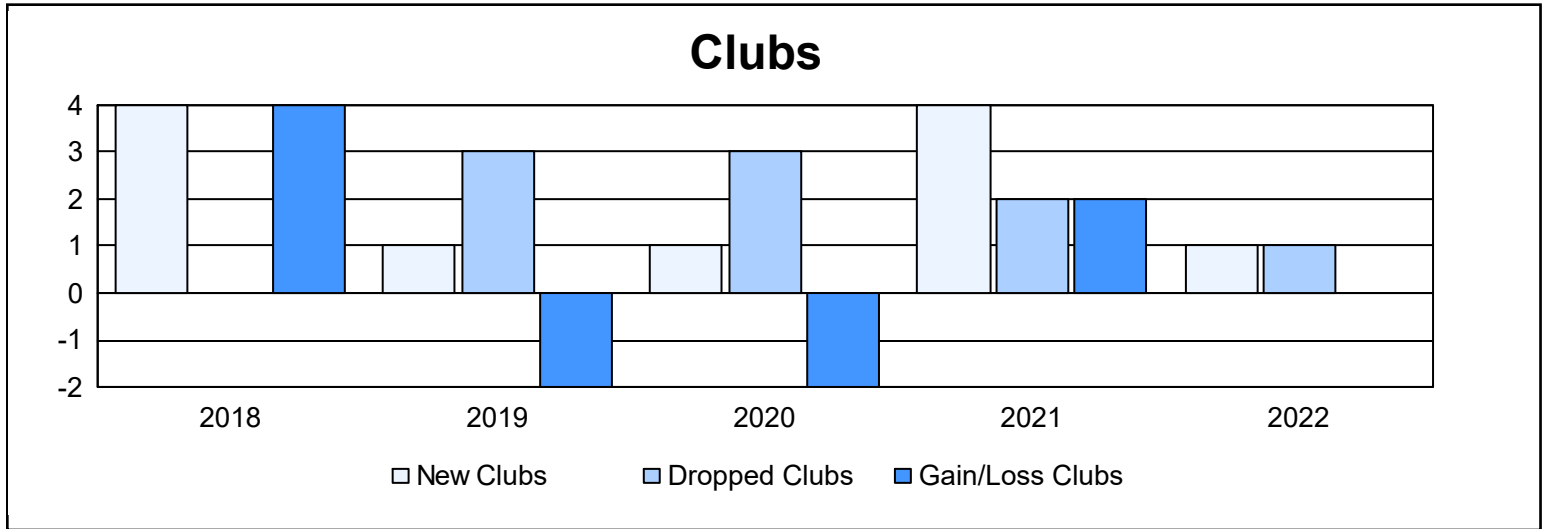
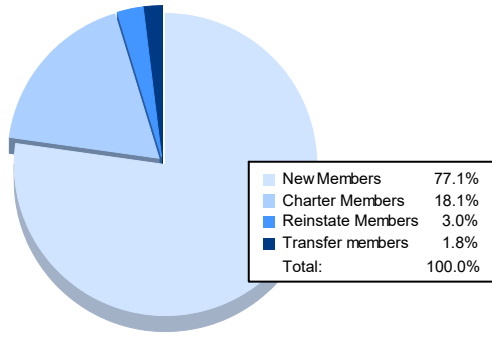


Year	New Clubs	Dropped Clubs	Gain/Loss Clubs	New Members	Charter Members	Reinstate Members	Transfer Members	Total Member Added	Total Members Dropped	Gain/Loss Members
2017-2018	4	0	4	154	105	5	7	271	251	20
2018-2019	1	3	-2	112	24	7	10	153	212	-59
2019-2020	1	3	-2	92	17	2	2	113	160	-47
2020-2021	4	2	2	90	95	19	0	204	198	6
2021-2022	1	1	0	128	30	5	3	166	213	-47
<b>Average</b>	<b>2</b>	<b>2</b>	<b>0</b>	<b>115</b>	<b>54</b>	<b>8</b>	<b>4</b>	<b>181</b>	<b>207</b>	<b>-25</b>



### Membership Composition June 2022 Cumulative



### Gender Composition June 2022 Cumulative

